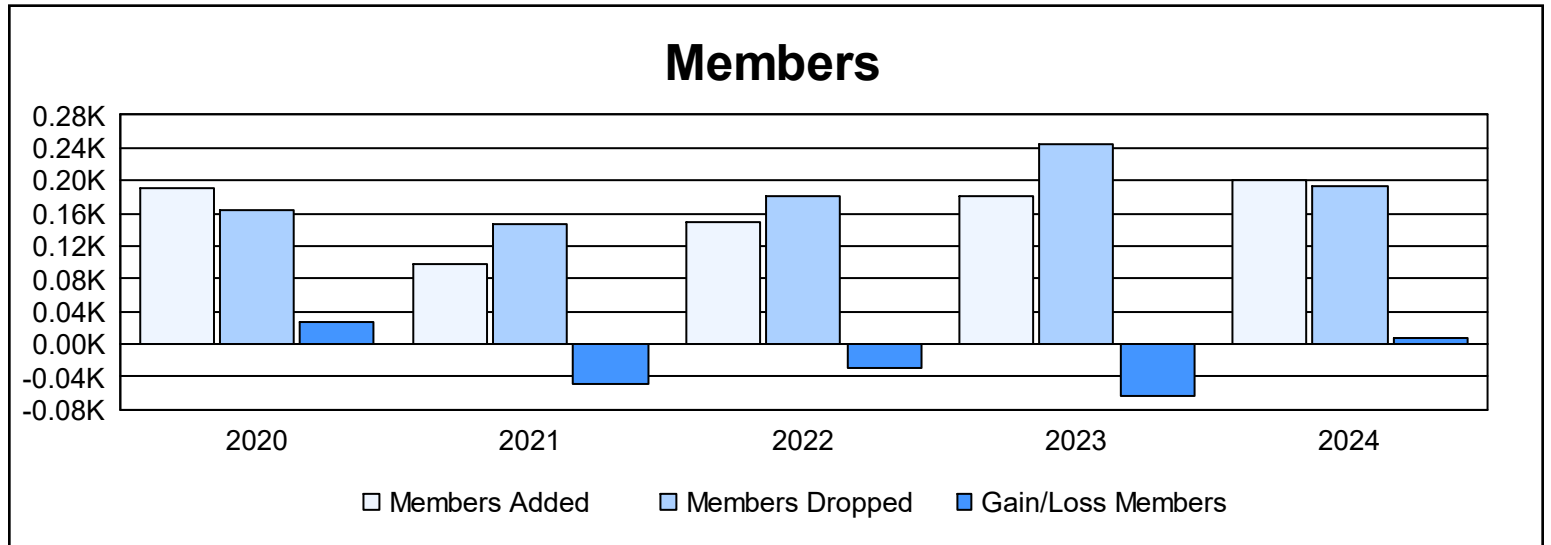
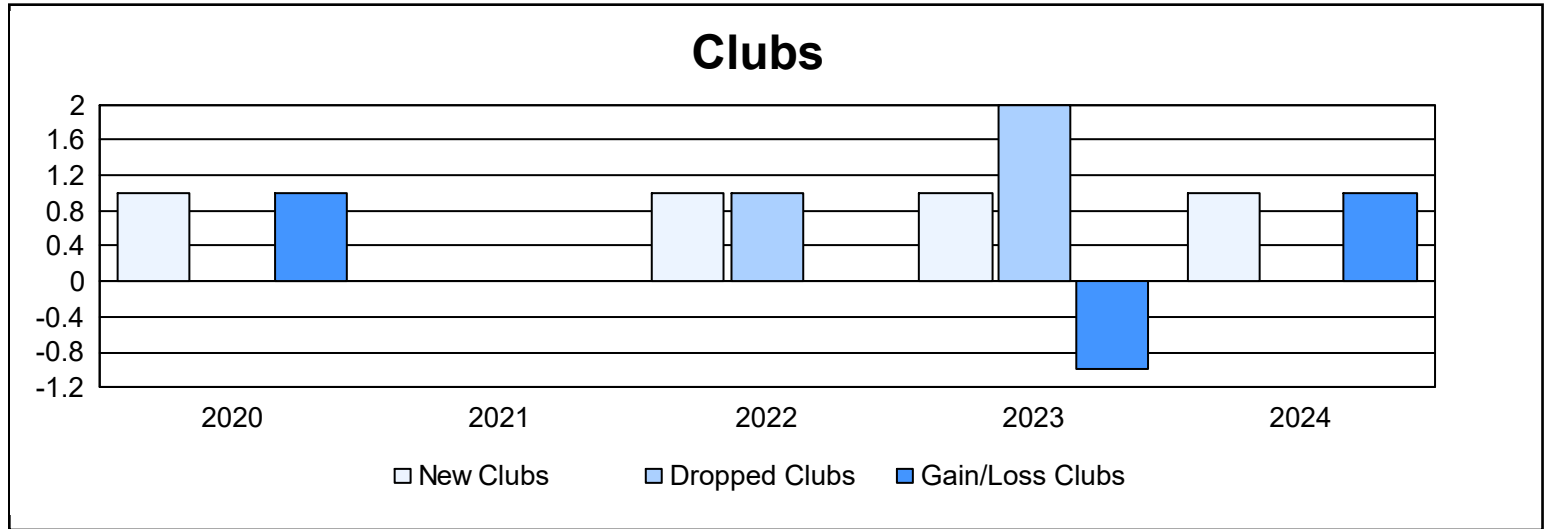
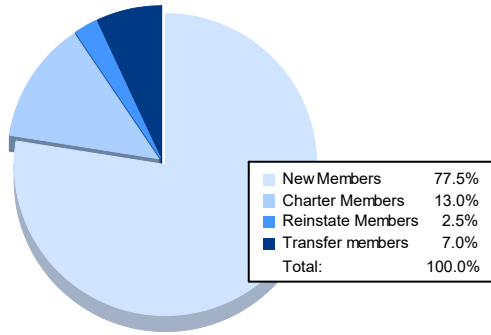


| Year | New Clubs | Dropped Clubs | Gain/ Loss Clubs | New Members | Charter Members | Reinstate Members | Transfer Members | Total Member Added | Total Members Dropped | Gain/ Loss Members |
|----------------|-----------|---------------|------------------|-------------|-----------------|-------------------|------------------|--------------------|-----------------------|--------------------|
| 2019-2020 | 1 | 0 | 1 | 155 | 21 | 1 | 13 | 190 | 164 | 26 |
| 2020-2021 | 0 | 0 | 0 | 91 | 0 | 2 | 4 | 97 | 146 | -49 |
| 2021-2022 | 1 | 1 | 0 | 120 | 25 | 1 | 4 | 150 | 180 | -30 |
| 2022-2023 | 1 | 2 | -1 | 150 | 24 | 1 | 6 | 181 | 245 | -64 |
| 2023-2024 | 1 | 0 | 1 | 155 | 26 | 5 | 14 | 200 | 192 | 8 |
| Average | 1 | 1 | 0 | 134 | 19 | 2 | 8 | 164 | 185 | -22 |



Membership Composition June 2024 Cumulative



Gender Composition June 2024 Cumulative

